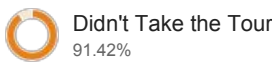
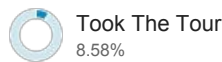


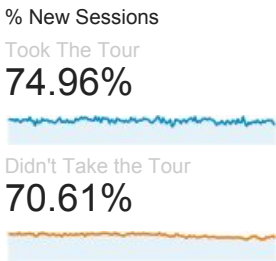
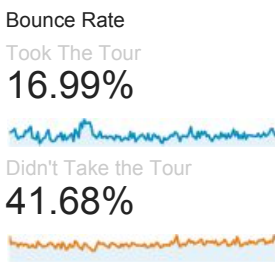
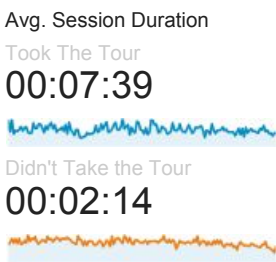
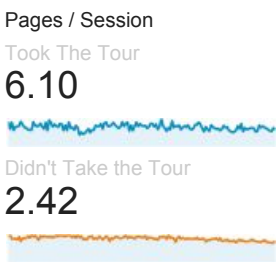
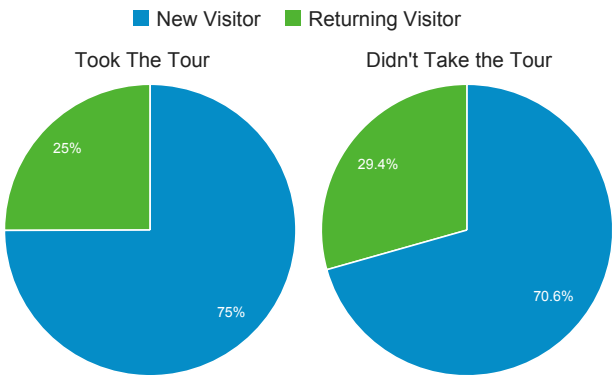
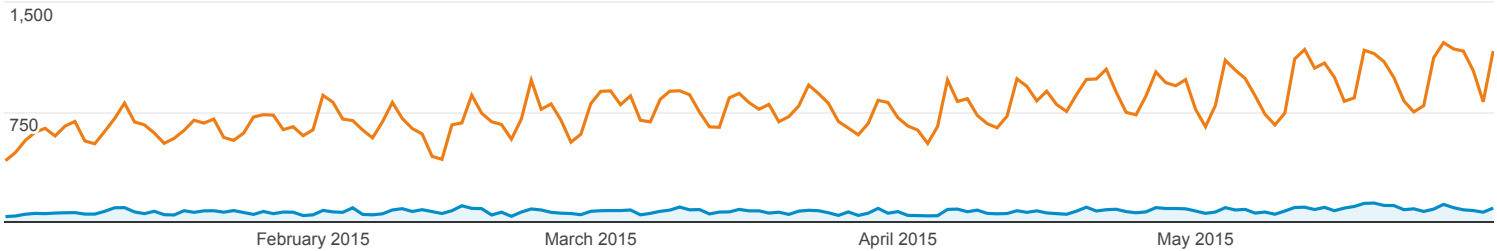
Audience Overview

Jan 1, 2015 - May 31, 2015



Overview

Sessions (Took The Tour) Sessions (Didn't Take the Tour)



Language	Sessions	% Sessions
1. en-us		
Took The Tour	8,115	73.65%
Didn't Take the Tour	87,215	74.34%

2. es	Took The Tour	667	<div><div></div></div> 6.05%
	Didn't Take the Tour	7,044	<div><div></div></div> 6.00%
3. es-es	Took The Tour	614	<div><div></div></div> 5.57%
	Didn't Take the Tour	8,432	<div><div></div></div> 7.19%
4. en-gb	Took The Tour	327	<div><div></div></div> 2.97%
	Didn't Take the Tour	1,857	<div><div></div></div> 1.58%
5. fr-fr	Took The Tour	236	<div><div></div></div> 2.14%
	Didn't Take the Tour	1,503	<div><div></div></div> 1.28%
6. fr	Took The Tour	181	<div><div></div></div> 1.64%
	Didn't Take the Tour	1,105	<div><div></div></div> 0.94%
7. es-mx	Took The Tour	153	<div><div></div></div> 1.39%
	Didn't Take the Tour	473	<div><div></div></div> 0.40%
8. pt-br	Took The Tour	88	<div><div></div></div> 0.80%
	Didn't Take the Tour	272	<div><div></div></div> 0.23%
9. zh-cn	Took The Tour	69	<div><div></div></div> 0.63%
	Didn't Take the Tour	725	<div><div></div></div> 0.62%
10. es-ar	Took The Tour	47	<div><div></div></div> 0.43%
	Didn't Take the Tour	48	<div><div></div></div> 0.04%